



gcsepod
education on demand



JUST LAUNCHED

An exciting new
e-learning platform
to help with your GCSEs



gcsepod.com



info@gcsepod.com



0191 338 7830



KIND · DETERMINED · PROUD



gcsepod
education on demand



gcsepod.com



info@gcsepod.com



0191 338 7830



KIND · DETERMINED · PROUD

Free,
unlimited
streaming
access to the
GCSEPod
website.



1000's of
short videos
(‘Pods’)
covering 27
GCSE
subjects.



Everything
filtered for
the
curriculums
you are being
taught.



Unlimited
downloads to
take the
videos
anywhere.





**YOU ARE
JOINING A STUDENT
COMMUNITY**

- Over 500,000 students
- 36+ countries
- Accessed 15 million times last year

gcsepod
education on demand

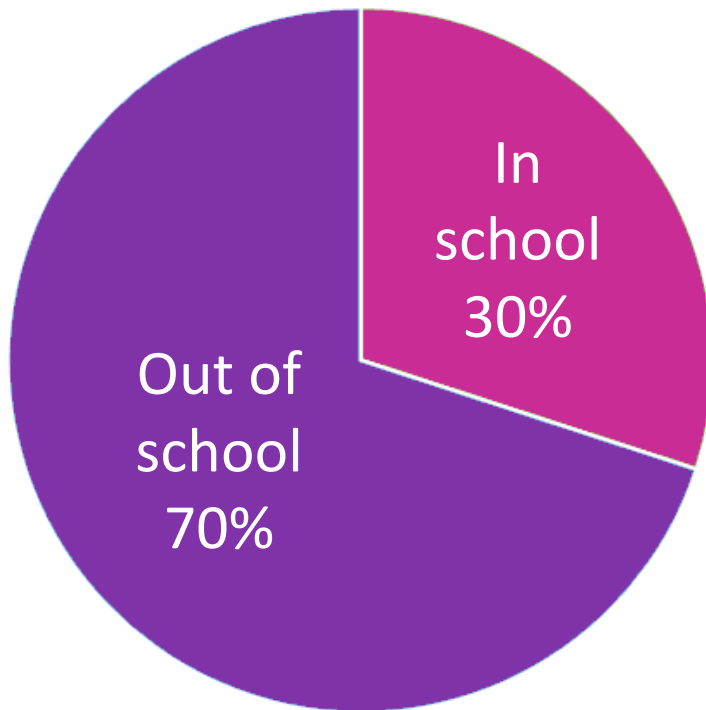
SEE YOUR RESULTS

SOAR

In a study of over 2,500 students, high GCSEPod users* achieved, on average, 2 grades higher per subject compared to low users!

Highest users also smashed past their teachers' predictions of what they would achieve per subject – by almost an entire grade!

*Watched around 150 videos in a school year.



gcsepod.com



info@gcsepod.com



0191 338 7830



KIND · DETERMINED · PROUD



gcsepod.com



info@gcsepod.com



0191 338 7830



KIND · DETERMINED · PROUD



How do you access GCSEPod?

OPTION 1 – via any browser on your computer, laptop, tablet or phone. Just go to www.gcsepod.com

OPTION 2 – via the iPhone and Android apps which are free to download from the Apple Store and Google Play Store.



gcsepod.com



info@gcsepod.com

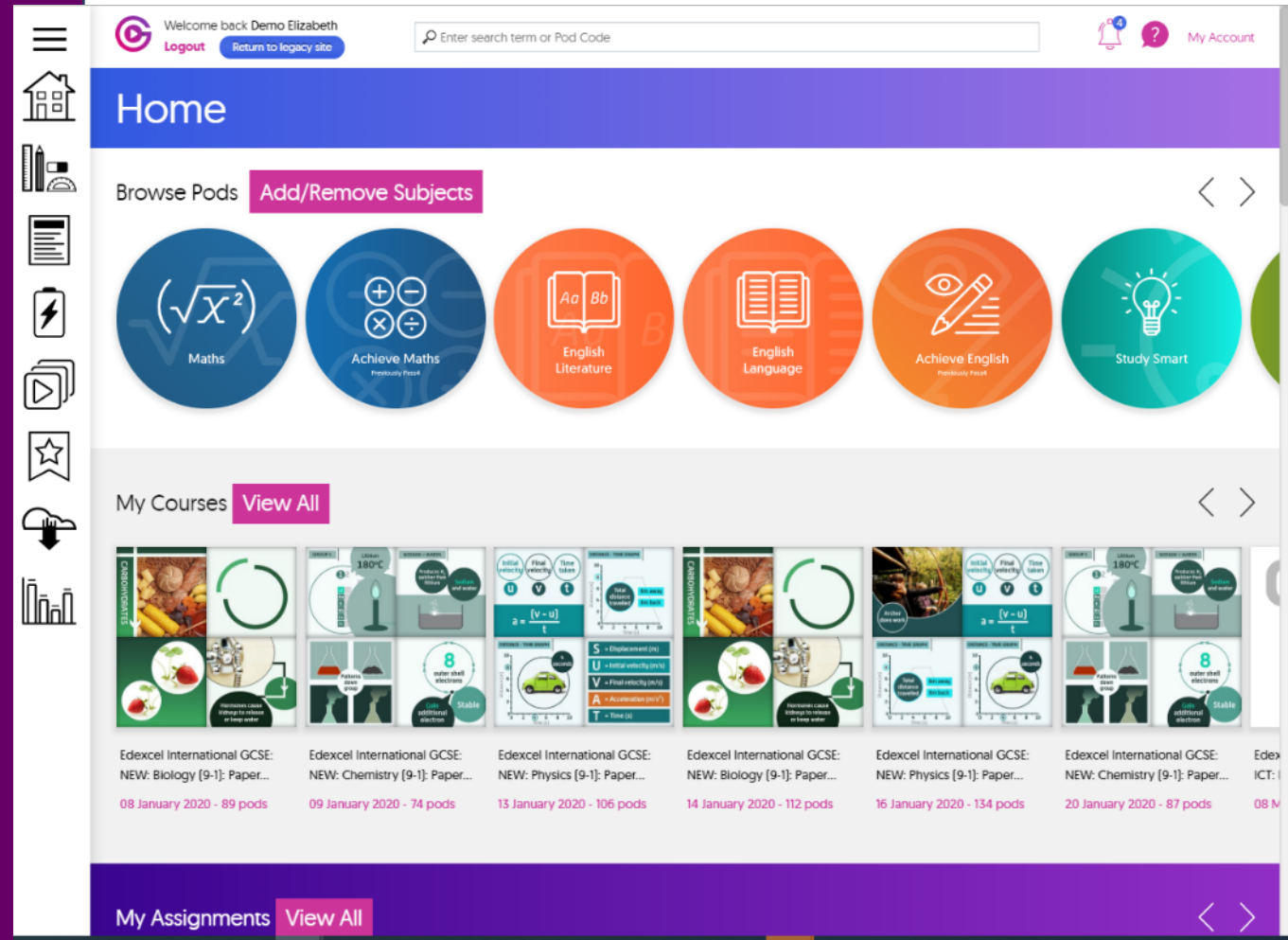


0191 338 7830

HOME SCREEN

Here you can:

- Choose the subjects you study.
- Access upcoming exam playlists of Pods to revise.
- Access recently played or favourite Pods
- View assignments



The screenshot shows the 'Home' page of the Oasis Academy Mayfield website. At the top, a navigation bar includes a welcome message for 'Demo Elizabeth', a search bar, and a 'My Account' link. Below this is a 'Home' header. The main content area is divided into two sections: 'Browse Pods' and 'My Courses'. The 'Browse Pods' section features six circular icons for Maths, Achieve Maths, English Literature, English Language, Achieve English, and Study Smart. The 'My Courses' section displays a grid of course cards for Edexcel International GCSE in Biology, Chemistry, and Physics, each with a 'View All' button. A 'My Assignments' section is visible at the bottom.

Welcome back Demo Elizabeth
Logout Return to legacy site

Enter search term or Pod Code

My Account

Home

Browse Pods Add/Remove Subjects

Maths Achieve Maths English Literature English Language Achieve English Study Smart

My Courses View All

Edexcel International GCSE: NEW: Biology [9-1]: Paper... 08 January 2020 - 89 pods

Edexcel International GCSE: NEW: Chemistry [9-1]: Paper... 09 January 2020 - 74 pods

Edexcel International GCSE: NEW: Physics [9-1]: Paper... 13 January 2020 - 106 pods

Edexcel International GCSE: NEW: Biology [9-1]: Paper... 14 January 2020 - 112 pods

Edexcel International GCSE: NEW: Physics [9-1]: Paper... 16 January 2020 - 134 pods

Edexcel International GCSE: NEW: Chemistry [9-1]: Paper... 20 January 2020 - 87 pods

Edex ICT: 08 M

My Assignments View All

FINDING PODS

- Click a subject to view all the topics.
- These topics are specific to the exam board used in school.

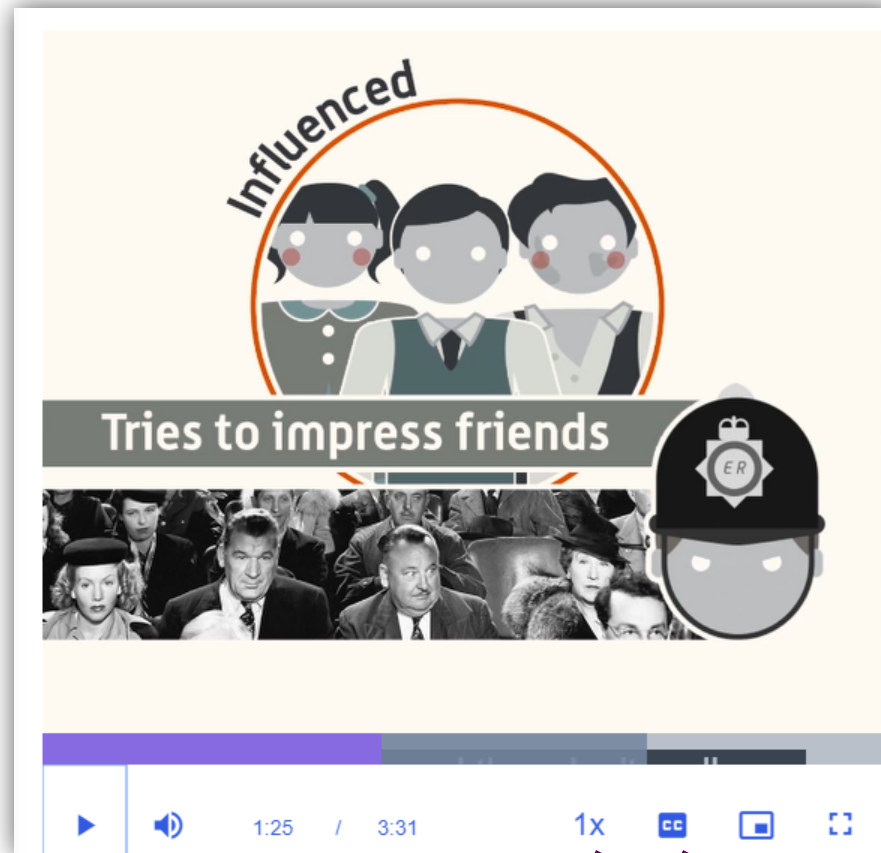
The screenshot displays the Oasis Academy website interface. At the top, a navigation bar includes a 'Welcome back Demo Elizabeth' message, a 'Logout' button, a 'Return to legacy site' link, a search bar, and a 'My Account' link. The main content area is titled 'Home' and features a 'Browse Pods' section with a 'Add/Remove Subjects' button. Below this, a row of circular subject pods is shown: Maths, Achieve Maths, English Literature (highlighted with a large purple arrow), English Language, Achieve English, and Study. The 'English Literature' pod is selected, leading to a detailed subject page. This page has a 'Back to subject list' link and a grid of topic boxes: Prose, Drama, Poetry, Literature Skills, Poetry (Additional Resources), and Wider Reading. A 'Revision Skills and Tips - English Literature' box is also visible at the bottom left of the grid. The left sidebar contains icons for home, subjects, documents, a lightning bolt, a play button, and a star.

WATCHING PODS

You can change the speed of the Pod and add subtitles.

Trying watching the Pod on a slow speed whilst you write notes and key words.

Subtitles are great if you forget your headphones!

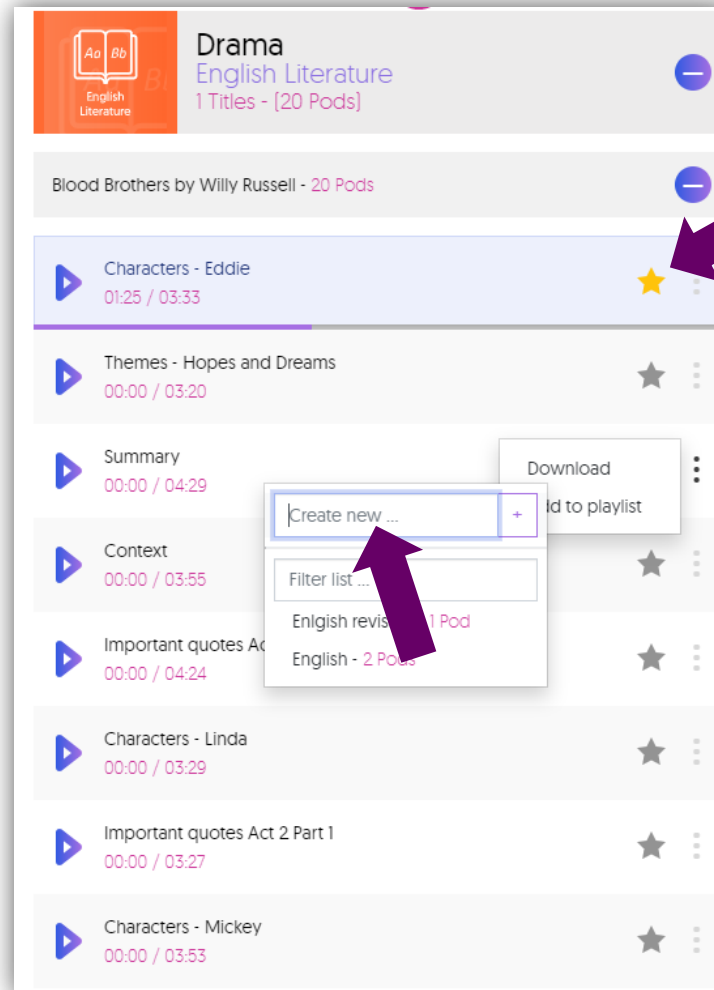


ORGANISING PODS

Found a helpful Pod?

Click the star to add it to your favourites playlist.










Or add it to an existing or new playlist.




MY COURSES


View a list of upcoming exams (including the exam date!).

Each exam has a playlist of Pods, ready for you to start revising.








Welcome back Shellie Kleiman
[Logout](#) [Return to legacy site](#)



Enter search term or Pod Code




19



My Account

My Courses

Click the "View playlist" button to see the relevant Pods.
Please note that the Pods may not cover every topic in the course you are taking.




Biology

AQA

Biology 4 exams

AQA: Biology: Paper 1 [Foundation] - 54 Pods	12th May 2020	View Playlist
AQA: Biology: Paper 1 [Higher] - 61 Pods	12th May 2020	View Playlist
AQA: Biology: Paper 2 [Foundation] - 86 Pods	1st June 2020	View Playlist
AQA: Biology: Paper 2 [Higher] - 97 Pods	1st June 2020	View Playlist




Chemistry

AQA

Chemistry 4 exams

AQA: Chemistry: Paper 1 [Foundation] - 57 Pods	14th May 2020	View Playlist
AQA: Chemistry: Paper 1 [Higher] - 67 Pods	14th May 2020	View Playlist
AQA: Chemistry: Paper 2 [Foundation] - 36 Pods	10th June 2020	View Playlist
AQA: Chemistry: Paper 2 [Higher] - 39 Pods	10th June 2020	View Playlist



Physics

Physics 4 exams

AQA: Physics: Paper 1 [Foundation] - 60 Pods	20th May 2020	View Playlist
--	---------------	-------------------------------

ASSIGNMENTS

Test your knowledge by completing assignments set by your teacher.

And if you don't get 100% of the questions correct...



Assignments

Filter Assignments

Still To Do [5]

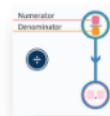
All [8]

Completed [3]

Missed Deadlines [4]

01 MATHS: Module 1, Lesson 1: Conversions

Assignment set by: Mrs Smith



Due: 18th Nov 19 [17 days ago]

This assignment relates to: **Achieve Maths** [previously Pass4]

Duration of included Pods: 8 minutes

Questions: 6

Status: Not Started

Start Assignment

Physics - Electricity

Assignment set by: Mrs Smith



Due: 18th Nov 19 [17 days ago]

This assignment relates to: **Physics**

Duration of included Pods: 18 minutes

Questions: 7

Status: Not Started

Start Assignment

Biology - Bioenergetics

Assignment set by: Mrs Smith



Due: 18th Nov 19 [17 days ago]

This assignment relates to: **Biology**

Duration of included Pods: 7 minutes

Questions: 6

Status: Not Started

Start Assignment

Nuclear Fusion and Fission

Assignment set by: Mrs Smith



Due: 21st Sep 16

This assignment relates to: **Physics**

Duration of included Pods: 12 minutes

Questions: 3

Completed On: 22/08/2016

Marked On: 22/08/2016

Your Score

100.0%

Status: Complete

Watch Pods Again

View Results

ASSIGNMENTS

...a BOOST PLAYLIST
will be automatically
generated, containing
videos which will help
you fill your knowledge
gaps.

BOOST Playlist

Nuclear Fusion and Fission

Assignment Questions

01 Choose the answer to fill in the gap. When a star is stable, the forces pushing outwards are the forces pulling inwards. X 0/1 +

03 The nuclei used in nuclear power stations are chosen not because of the amount of energy they release but because they are..... X 0/1 +

Fission CC BY-NC-SA PHYS-2152

P2.6/Nuclear Fission and Nuclear Fusion
Physics
2 Titles - [2 Pods]

Nuclear Fission - 1 Pods

Fission
00:29 / 03:21

Nuclear Fusion - 1 Pods

9
Minutes of Video

+
Add this playlist to My Downloads

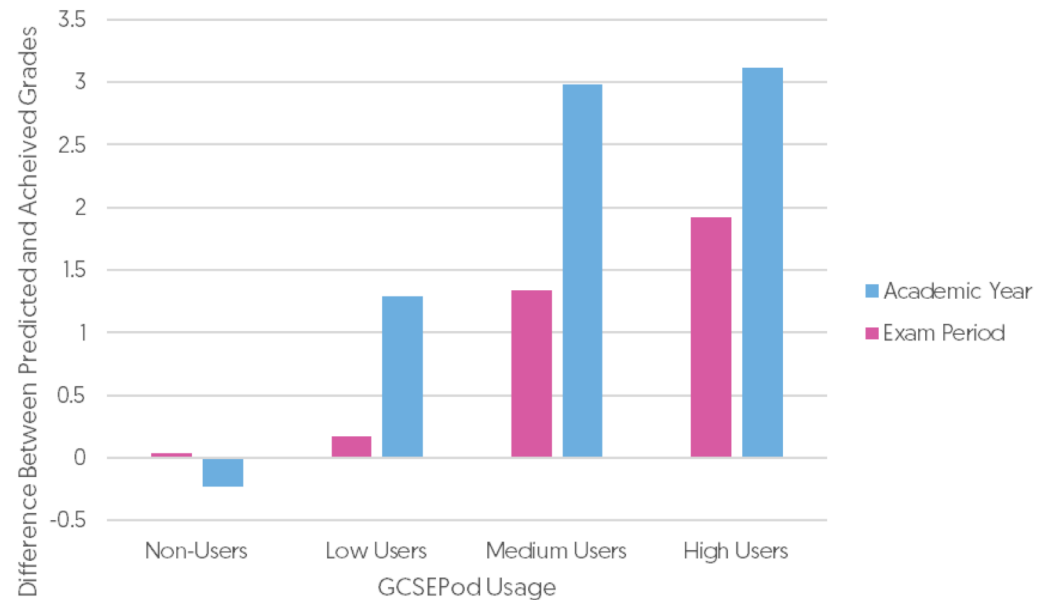
gcsepod

Secrets to success.

Start now and use often

Just like training for a marathon, you need to **start early** and **train little and often**.

Students who used GCSEPod over the **WHOLE year**, not just during exams, achieved **greater results**.



gcsepod.com



info@gcsepod.com



0191 338 7830

SUPPORTS OTHER PLATFORMS



NEW LOGINS FOR...



hegartymaths

When you next login to Hegarty Maths, you will be prompted to set a new password.

DODDLE

Username:

firstname.surnameYear
(e.g. john.smith19)

Password:

Password

STUDENT SURVEY

- Much of what we have discussed will require you to have access to the internet
- We will complete a survey to see what support you need from us to access these resources
- An electronic form has been emailed to your school email address for you to complete
- To answer this survey, you will have permission in this assembly **only** to use your **own** mobile device
- Please listen carefully to the instructions we are about to give you...

Please use your own device.



1. Visit www.portal.office.com
2. In the top right corner, click 'Sign in'
3. Enter your email address
(first.last@oasismayfield.org,
e.g. john.smith@oasismayfield.org)
4. You will be re-directed to Oasis login page to enter your school password
5. Email inbox – email from Mr. Knight
– **ICT ACCESS FORM**
6. Follow link and complete form



1. Visit www.gcsepod.com
2. In the top right corner, click 'Login'
3. Select pink bar [**New here? Get started**]
4. Select 'Student'
5. Enter the information requested and select 'Register'
6. Download the app from the App Store (Apple or Android) and login



PSHE DAY

- We have planned to enjoy our next PSHE Day tomorrow (Wednesday)
- Across the Academy, we have been looking forward to welcoming a number of guest speakers and visitors
- With recent events, a number of guest have understandably postponed their visit
- As a consequence, we will postpone our PSHE Day to next term
- We know many of you will be disappointed and we look forward to continuing with our plans next term
- This means you will follow your normal timetable as usual tomorrow (Wednesday)